

[Login](#) | [Register](#)

Looked at your bench mat lately?

[Publications](#) [Sections](#) [News](#) [Community](#) [Multimedia](#) [Awards](#) [Subscribe](#) [Advanced Search](#)[Home](#) > [News](#)[RSS Feeds](#) [Newsletters](#) [Bookmark](#)[\[-\] Text](#) [\[+\]](#)

Water droplets shape graphene nanostructures

Posted In: [Environment](#)By [EurekAlert](#)

Thursday, December 17, 2009

Graphene -- A single-atom-thick sheet of carbon, like those seen in pencil marks -- offers great potential for new types of nanoscale devices, if a good way can be found to mold the material into desired shapes.

Chemists at the University of Illinois at Chicago say it's possible, reporting that graphene can become quite pliable using only a nanodroplet of water to do the job.

"Up until now, it wasn't thought we could controllably fold these structures," said Petr Král, assistant professor of chemistry at UIC. "But now we know how to shape graphene by using weak forces between nanodroplets carefully positioned on graphene sheets."

Král and two of his graduate students described the process in a recent article in *Nano Letters*, which is highlighted in *Nature's* "news and views" section Dec. 17.

Engineers already cut graphene into narrow ribbons and other shapes, expanding the set of carbonaceous systems such as fullerenes, carbon nanotubes and nano-diamonds. Using computer simulations, Král showed that weak molecular interactions called van der Waals forces between water nanodroplets and graphene can shape it into a wide variety of forms, without the water and graphene chemically binding.

"Depending on the size of the water droplet and the shape and size of graphene flake used, we can fold it in different shapes for various applications," said Král. "It's similar to the way proteins are folded in biological cells with the help of chaperone proteins."

Král and his students discovered they could use water droplets to roll, bend, slide and shape graphene into different complex structures such as capsules, sandwiches, knots and rings -- all potential building blocks of nanodevices with unique mechanical, electrical or optical properties. By using special techniques like atomic force microscopy and carefully guided microscopic needles, water droplets and other materials can be carefully positioned on graphene to shape it into desired forms, he says.

Král's laboratory is studying potential uses of nanoscale graphene, such as ways to coat it with phospholipid molecules that would allow it to become part of biological cell membranes where it might perform specific functions. His lab is also designing graphene sheet nanoscale pores that allow the building of novel ion and molecular separation membranes for use in desalination and other applications.

While the materials he works with are inorganic, Král sees a growing trend to developing hybrid multifunctional systems that combine inorganic nanostructures with biological cellular systems.

"We're trying to detect signals from the biological world or pass signals to the biological world," he said. "In the future, perhaps proteins will evolve to interact with inorganic systems. It's a way of evolution to form a new interface, or hybrid system, working together on novel functions."

[SOURCE](#)**JOIN THE DISCUSSION**

Rate Article: Average 0 out of 5

[Register](#) or [log in](#) to comment on this article!**0 COMMENTS**

Advertisement

Ceramic Piezo Motor Drives

- High Speed
- Push/Pull Forces to 7 N
- Self-Locking

Latest News

[more](#)

[New report underlines multiple benefits but also new challenges to biodiversity-rich sites](#)
58 minutes ago

[Use a Coolant Like Glysantin to Protect Against Freezing and Damaging Your Engine This Winter](#)
58 minutes ago

[Relief agency pulls out of Turkmenistan, warns of looming health crisis there](#)
1 hour ago

[E.On to reduce gas stores to avoid EU fines](#)
1 hour ago

[Greenbrier fires 3 top execs in management shakeup](#)
1 hour ago

Advertisement

R&D Magazine and the LABORATORY DESIGN NEWSLETTER Webcast Series

Sponsored by: **SIEMENS**

Reducing Environmental Impact and Energy Consumption for Greener Laboratories

VIEW FREE TODAY

[Related Stories](#)[Most Popular](#)

ADD COMMENT

Text Only 2000 character limit

Add Comment

Page 1 of 1

New To Market

more 



First commercial 3-D bio-printer makes human tissue and organs

Dec 10

Invetech, a builder of custom automation for the biomedical, industrial and consumer markets, has delivered the world's first production model 3-D bio-printer to Organovo, developers of the proprietary NovoGen bioprinting technology.

IDEX releases design resource for engineers

Nov 20

Available free to instrument manufacturers and design engineers, a 56 page book from IDEX Health & Science details products, engineering R&D services, and manufacturing capabilities for the development of highly precise, low volume, fluidic components and sub-assemblies.



- [Bioscience Technology](#)
- [Chromatography Techniques](#)
- [Drug Discovery & Development](#)
- [Pharmaceutical Processing](#)
- [Laboratory Equipment](#)
- [Scientific Computing](#)
- [Lab Design News](#)

Tools & Technology

more 



Stainless steel laser distance sensors

Dec 16

For use in harsh applications subjected to washdowns or caustic compounds, Baumer has introduced new IP69K-rated laser distance sensors featuring corrosion resistant stainless steel housings. Available in six different models, the OADR 20 sensors feature a PMMA front screen that is safe for use in food and beverage processing.

Laser power sensors eliminate need for a stand alone meter






Dec 16

The new PowerMax USB/RS sensors from Coherent Inc. are laser power sensors that utilize microelectronics miniaturization techniques and integrate an entire instrument within a USB 2.0 or RS-232 cable connector. PowerMax USB/RS sensors have all the signal processing and power measurement electronics normally contained in a LabMax meter, and connects to a PC with plug and play functionality.

Information:

- [About Us](#) | [Contact Us](#) | [Advertise With Us](#)
- [Sitemap](#) | [Privacy Policy](#)
- [Terms & Conditions](#)

©2009 Advantage Business Media - All Rights Reserved

- Stay in Touch:
-  [Newsletters](#)
 -  [RSS Feeds](#)
 -  [Mobile](#)
 -  [Podcasts](#)
 -  [Blogs](#)

New report underlines multiple benefits but also new challenges to biodiversity-rich sites

58 minutes ago | News

Tories face pressure to feature climate change at G8 summit in Canada

19 hours ago | News

Warming climate chills Sonoran Desert's spring flowers

19 hours ago | News

PolyU researchers strike double gold in Brussels Innova Fair

21 hours ago | News

[Magazine/ Newsletters](#)

[Customer Service](#)

[Digital Issue](#)

[Cancer and Chemotherapy](#)

Learn About Chemotherapy and How It Is Used to Treat Cancer.
www.Chemotherapy.com

[Carbon Nanotube Analysis](#)

Fluorescence & Raman spectroscopy for analysis of carbon nanotubes
www.appliednanofluorescence.com

[Carbon Nanotubes](#)

High quality, low cost single-wall (SWCNT) & multi-walled (MWCNTs)
www.helixmaterial.com